

May 28, 2018

To,  
The Manager,  
Listing Department,  
National Stock Exchange of India Ltd.  
Exchange Plaza, Bandra Kurla Complex,  
Bandra (East), Mumbai – 400 051

To,  
The Manager,  
Listing Department,  
BSE Ltd.  
P J Towers, Dalal Street,  
Mumbai -400001, India

**NSE Symbol: SKIL**

**BSE Security Code: 539861**

Dear Sir,

**Sub: Outcome of Board Meeting held on Monday, May 28, 2018**

Pursuant to Regulation 30 of the SEBI (Listing Obligations and Disclosure Requirements) Regulations, 2015, we wish to inform you that the Board of Directors, at its meeting held today i.e May 28, 2018, have approved the Standalone and Consolidated Audited Financial Results for the quarter and year ended March 31, 2018.

In terms of Regulation 33 of the SEBI (Listing Obligations and Disclosure Requirements) Regulations, 2015, please find enclosed herewith the Standalone and Consolidated Audited Financial Results for the quarter and year ended March 31, 2018, Audit Report issued by the Statutory Auditors along with Declaration from Chief Financial Officer (CFO) of the Company pursuant to Regulation 33 (3)(d) of the SEBI (LODR) Regulations, 2015

The Meeting commenced at 14.15 Hours and concluded at 15.40 Hours. Please take the above on your record and disseminate the same for the information of investors.

Thanking you,  
Yours truly,

**For SKIL Infrastructure Limited**

  
**Niles Mehta**  
**Company Secretary**  
Encl.: a/a

**SKIL Infrastructure Limited**

# KAILASH CHAND JAIN & CO. (Regd.)

CHARTERED ACCOUNTANTS

"Edena" 1st Floor,  
97, Maharshi Karve Road,  
Near Income Tax Office,  
Mumbai - 400 020.

e-mail : mail@kcjainco.com, kcjainco@gmail.com

Phone : 022-22009131

022-22065373

022-22005373

Fax : 022-22089978

## INDEPENDENT AUDITOR'S REPORT

### TO THE BOARD OF DIRECTOR'S OF SKIL INFRASTRUCTURE LIMITED

1. We have audited the accompanying Statement of Standalone Financial Results ("Results") of **SKIL INFRASTRUCTURE LIMITED** ("the Company") for the year ended 31<sup>st</sup> March, 2018("the Statement"), being submitted by the company pursuant to the requirements of Regulation 33 of the SEBI (Listing Obligation and Disclosure Requirements) Regulations, 2015 read with SEBI Circular No. CIR/CFD/FAC/62/2016 dated 5<sup>th</sup> July, 2016.
2. The Results included in the Statement, which is the responsibility of the Company's Management and approved by the Board of Directors, have been prepared on the basis of related Standalone audited financial statements which are in accordance with the Indian Accounting Standards ("Ind AS") prescribed under Section 133 of the Companies Act, 2013,("the Act") read with relevant rules issued thereunder as applicable and other accounting principles generally accepted in India. Our responsibility is to express an opinion on the Result included in the Statement.
3. We conducted our audit in accordance with the Standards on Auditing issued by the Institute of Chartered Accountants of India. Those Standards require that we plan and perform the audit to obtain reasonable assurance about whether the statement is free from material misstatement. An audit includes examining, on a test basis, evidence supporting amounts disclosed in the statement. An audit also includes evaluating the appropriateness of accounting policies used and the reasonableness of the accounting estimates made by the Management, as well as evaluating the overall presentation of the Results included in the Statement. We believe that the audit evidence we have obtained is sufficient and appropriate to provide a basis for our audit opinion.




4. In our opinion and to the best of our information and according to the explanations given to us Results included in the Statement :
- (i) Is presented in accordance with the requirements of Regulation 33 of the SEBI (Listing Obligation and Disclosure Requirements) Regulations, 2015; read with SEBI Circular No. CIR/CFD/FAC/62/2016 dated 5<sup>th</sup> July ,2016
- (ii) Give a true and fair view in conformity with the aforesaid Accounting Standards and other accounting principles generally accepted in India of the net loss and other financial information of the Company for the year ended 31<sup>st</sup> March, 2018.
5. The Statement includes the results for the Quarter ended 31<sup>st</sup> March, 2018, being the balancing figure between audited figures in respect of the full financial year and the published year to date figures up to the third quarter of the current financial year which were subject to limited review by us and the figures for the "Corresponding 3 months ended in previous year 31/03/2017 are restated and certified by management to be in compliant with Ind AS based on the audited result and financial statement audited by other auditor.

For KAILASH CHAND JAIN & CO.  
Chartered Accountants  
(Firm Reg. No: 112318W

*Saurabh*

SAURABH CHOUHAN  
PARTNER  
Membership No. 167453

PLACE : MUMBAI  
DATED : 28.05.2018



## SKIL INFRASTRUCTURE LIMITED

Regd. Office : SKIL House, 209, Bank Street Cross Lane, Fort, Mumbai - 400 023  
CIN: L36911MH1983PLC178299, E-mail: contact@skilgroup.co.in, Website: www.skilgroup.co.in  
STATEMENT OF STANDALONE FINANCIAL RESULTS FOR THE QUARTER AND YEAR ENDED MARCH 31, 2018

Rs in lacs


Sr. No.	Particulars	3 months ended 31.03.2018 <small>Refer note no 2</small>	Preceding 3 month ended 31.12.2017 <small>Unaudited</small>	corresponding 3 month ended 31.03.2017 <small>Refer note no 2</small>	Year Ended	
					31-03-18	31-03-17
					<small>Audited</small>	<small>Audited</small>
<b>1</b>	<b>Revenue</b>					
(a)	Revenue from Operations	-		-		4.40
(b)	Other Income	200.31	3.44	3,524.69	207.54	1,488.94
	<b>Total Revenue</b>	<b>200.31</b>	<b>3.44</b>	<b>3,524.69</b>	<b>207.54</b>	<b>1,493.34</b>
<b>2</b>	<b>Expenses</b>					
(a)	Loss on Sale of Investment (net)	2,697.39	1,956.40	-	6,344.30	-
(b)	Employee Benefits Expenses	85.06	66.45	88.51	272.88	318.57
(c)	Finance Costs	2,702.93	5,444.23	5,404.37	20,113.38	16,803.86
(d)	Depreciation and Amortisation Expenses	8.36	9.03	22.56	36.04	54.41
(f)	Other Expenses	258.65	50.84	364.59	581.41	800.57
	<b>Total Expenses</b>	<b>5,752.39</b>	<b>7,526.95</b>	<b>5,880.03</b>	<b>27,348.01</b>	<b>17,977.41</b>
<b>3</b>	<b>Profit / (Loss) Before Exceptional Items (1-2)</b>	<b>(5,552.08)</b>	<b>(7,523.51)</b>	<b>(2,355.34)</b>	<b>(27,140.47)</b>	<b>(16,484.07)</b>
<b>4</b>	<b>Exceptional Items (Refer note no 5)</b>	<b>(15,435.60)</b>	<b>-</b>	<b>333.11</b>	<b>(15,435.60)</b>	<b>333.11</b>
<b>5</b>	<b>Profit / (Loss) before Tax (3-4)</b>	<b>(20,987.68)</b>	<b>(7,523.51)</b>	<b>(2,022.23)</b>	<b>(42,576.07)</b>	<b>(16,150.96)</b>
<b>6</b>	<b>Tax Expenses</b>	<b>0.43</b>	<b>-</b>	<b>(153.79)</b>	<b>0.43</b>	<b>(153.79)</b>
<b>7</b>	<b>Profit/(Loss) for the year/period</b>	<b>(20,987.25)</b>	<b>(7,523.51)</b>	<b>(2,176.02)</b>	<b>(42,575.64)</b>	<b>(16,304.75)</b>
<b>8</b>	<b>Other Comprehensive Income</b>					
	<b>Items that will be reclassified to profit or loss</b>					
(i)	Mark to Market gain/(loss) on Non Current Investment	(7,582.55)	-	(212.23)	(7,582.55)	(212.23)
(ii)	Income Tax effect					
	<b>Items that will not be reclassified to profit or loss</b>					
(i)	Actuarial gains/(losses) on defined benefit plans	1.09	-	(2.80)	1.09	(2.80)
(ii)	Income Tax effect					
	<b>Total Other Comprehensive Income for the year/period</b>	<b>(7,581.46)</b>	<b>-</b>	<b>(215.03)</b>	<b>(7,581.46)</b>	<b>(215.03)</b>
<b>9</b>	<b>Total Comprehensive Income for the year/period (7+8)</b>	<b>(28,568.71)</b>	<b>(7,523.51)</b>	<b>(2,391.05)</b>	<b>(50,157.10)</b>	<b>(16,519.78)</b>
<b>10</b>	<b>Paid-up Equity Share Capital (Face Value of Rs. 10 Each)</b>	<b>21,657.12</b>	<b>21,657.12</b>	<b>21,657.12</b>	<b>21,657.12</b>	<b>21,657.12</b>
<b>11</b>	<b>Other Equity (Reserves and Surplus)</b>				<b>2,39,097.78</b>	<b>2,89,254.85</b>
<b>12</b>	<b>Earnings Per Share (EPS) (* Not Annualised)</b>					
(a)	Basic EPS (Rs.)	(13.19)	(3.47)	(1.10)	(23.16)	(7.63)
(b)	Diluted EPS (Rs.)	(13.19)	(3.47)	(1.10)	(23.16)	(7.63)



*Handwritten signature*

Rs in lacs

STATEMENT OF ASSETS AND LIABILITIES		
Particulars	As at 31st March, 2018	As at 31st March, 2017
	Audited	Audited
<b>I ASSETS</b>		
(1) <b>Non Current Assets</b>		
Property, Plant and Equipment	22,033.02	22,067.45
Capital Work in Progress	27,620.07	27,620.07
Intangible Assets	-	0.69
<b>Financial Assets</b>	49,653.09	49,688.21
Investments	3,60,427.31	4,70,073.63
Other Financial Assets	10,744.18	11,638.83
	3,71,171.49	4,81,712.46
Non-Current Tax Assets (net)	1,780.60	1,779.87
Other Non Current Assets	6,246.04	6,246.04
	8,026.64	8,025.91
(2) <b>Current Assets</b>		
<b>Financial Assets</b>		
Investments	168.43	617.31
Cash and Cash Equivalents	81.51	1.40
Other Bank Balances	1.44	209.48
	251.38	828.19
Current Loan	89,275.41	45,874.67
Other Current Assets	2.48	-
	2.48	2.28
	2.48	2.28
<b>Total Assets</b>	<b>5,18,380.49</b>	<b>5,86,131.72</b>
<b>II EQUITY AND LIABILITIES</b>		
<b>Equity</b>		
Equity Share Capital	21,657.12	21,657.12
Other Equity	2,39,097.78	2,89,254.85
	2,60,754.90	3,10,911.97
<b>Liabilities</b>		
<b>Non Current Liabilities</b>		
<b>Financial Liabilities</b>		
Borrowings	1,27,688.96	1,62,220.45
Other Long Term Liabilities	-	-
	1,27,688.96	1,62,220.45
Provisions	27.83	18.38
Deferred Tax Liabilities (net)	-	0.43
<b>Current Liabilities</b>		
<b>Financial Liabilities</b>		
Borrowings	3,700.00	3,700.00
Other Current Financial Liabilities	82,314.41	61,118.17
	86,014.41	64,818.17
Other Current Liabilities	43,840.66	48,107.81
Provisions	53.74	54.51
<b>TOTAL EQUITY AND LIABILITIES</b>	<b>5,18,380.49</b>	<b>5,86,131.72</b>



**Notes :**

- 01 The Company is engaged only in single operating segment
- 02 The Company has adopted Indian Accounting Standard (Ind-AS) with effect from April 1, 2017. In line with the Ind-AS, the Company elect to measure its Investment and all financial liabilities and assets at fair value as at April 1, 2016, being the transition date. The impact of the resulted change has been given in the opening reserve and surplus. The figures for the quarter ended March 31, 2018 are the balancing figures between the audited figure in respect of full financial year and the published year to date figures up to the third quarter. The comparative figures of the year ended and quarter ended March 31, 2017 has been restated, reclassify and regrouped to make them comparable with those of current year in line with the Ind-AS

- 03 Reconciliation of the financial results with those reported under the previous (GAAP) is as under


		<i>Rs in Lacs</i>	
S.No	Particulars	Quarter ended March 31, 2017	Year ended March 31, 2017
1	Net loss after tax as reported as per previous GAAP	(5,896.61)	(17,134.26)
2	Recalculation of Finance Cost on Fair Valuation of Financial Liability	2,396.60	2,396.60
3	Recalculation of profit/loss on sale/fair valuation of Investment	9,310.00	6,409.92
4	Redemption premium adjusted in profit and loss	(7,986.00)	(7,986.00)
4	Reversal of preliminary expenses w/off	-	9.00
5	<b>Net loss after tax as per Ind AS</b>	<b>(2,176.01)</b>	<b>(16,304.74)</b>
6	Other Comprehensive Income	(215.03)	(215.03)
7	<b>Total Comprehensive Income as per Ind-AS</b>	<b>(2,391.04)</b>	<b>(16,519.77)</b>

- 04 Reconciliation of Other equity with those reported under the previous (GAAP) is as under


		<i>Rs in Lacs</i>
S.No	Particulars	As at March 31, 2017
1	Other Equity as reported as per previous GAAP	242,458.99
2	Fair Valuation of Investment	42,866.40
3	Fair Valuation of Non Current Borrowings	13,804.94
4	Financial Assets recognised at Fair Value	(10,146.02)
5	Financial Liability recognised at Fair Value	270.54
6	<b>Other Equity as per Ind AS</b>	<b>289,254.85</b>

- 05 Exceptional Items for the year and quarter ended March 31, 2018 include loss of Rs 46,210.38 Lacs accounted on invocation of equity shares of Reliance Naval and Engineering Limited (RNEL) which were pledged as security for loan obtained by RNEL and Fair Valuation gain of Rs 30,774.78 lacs accounted on non current financial liability at initial recognition. The Company has contested the illegal invocation by the lenders of RNEL and matter is sub-judice.

- 07 After review by the Audit Committee, the Board of Directors of the Company has approved the above results at their meeting held on May 28, 2018.

  
Shankar Aggarwal  
Director  
DIN: 02116442

Place :- Mumbai  
Date :- May 28, 2018



# KAILASH CHAND JAIN & CO. (Regd.)

CHARTERED ACCOUNTANTS

"Edena" 1st Floor,  
97, Maharshi Karve Road,  
Near Income Tax Office,  
Mumbai - 400 020.

e-mail : mail@kcjainco.com, kcjainco@gmail.com

Phone : 022-22009131

022-22065373

022-22005373

Fax : 022-22089978

## INDEPENDENT AUDITOR'S REPORT


### TO THE BOARD OF DIRECTOR'S OF SKIL INFRASTRUCTURE LIMITED

1. We have audited the accompanying Consolidated Financial Results ("Consolidated Results") of **SKIL INFRASTRUCTURE LIMITED** ("the Holding Company") and its subsidiaries (the Holding Company and its subsidiaries together referred to as "the Group"), its jointly Controlled entities and its associates for the year ended 31<sup>st</sup> March, 2018 included in the accompanying Standalone and Consolidated Financial Results ("the Statement"), initialled by us for identification purpose only, being submitted by the Holding Company pursuant to the requirement of Regulation 33 of the SEBI (Listing Obligation and Disclosure Requirements) Regulations, 2015 read with SEBI Circular No. CIR/CFD/FAC/62/2016 dated 5<sup>th</sup> july, 2016.
2. The Consolidated Results included in the Statement, which are the responsibility of the Holding Company's Management and approved by the Board of Directors, have been prepared on the basis of related Consolidated financial statements which is in accordance with the Indian Accounting Standards ("Ind AS") prescribed under Section 133 of the Companies Act, 2013, read with relevant rules issued thereunder as applicable and other accounting principles generally accepted in India. Our responsibility is to express an opinion on the Consolidated Result included in the Statement.
3. We conducted our audit in accordance with the Standards on Auditing issued by the Institute of Chartered Accountants of India. Those Standards require that we comply with ethical requirements and plan and perform the audit to obtain reasonable assurance about whether the Consolidated Results included in the Statement are free of material misstatement.  
An audit involves performing procedure to obtain audit evidence about the amounts and disclosure in the Consolidated Results included in the Statement. The Procedures selected depend on the auditor's judgment, including assessment of the risks of material misstatement of the Consolidated Results

included in the Statement, whether due to fraud or error. In making those risk assessments, the auditor considers internal control relevant to the Holding Company's preparation and fair presentation of the Consolidated Results included in the Statement in order to design audit procedures that are appropriate in the circumstances. An audit also includes evaluating the appropriateness of accounting policies used and the reasonableness of the accounting estimates made by the Management, as well as evaluating the overall presentation of the Consolidated Results included in the Statement.

We believe that the audit evidence we have obtained is sufficient and appropriate to provide a basis for our audit opinion.

4. We did not audit the financial of Five subsidiaries whose financial statement financial information reflect total assets (net) of Rs.(2507.19) Lacs as at 31<sup>st</sup> March, 2018, total revenues of Rs. 42.87 Lacs and net cash outflows amounting to Rs.1638.75 Lacs for the year ended on that date, as considered in the consolidated financial statements .These financial statements / financial information have been audited by other auditors whose reports have been furnished to us by the Management and our opinion on the consolidated financial statements, in so far as it relates to the amounts and disclosures included in respect of these subsidiaries, jointly controlled entities and associates, and our report in term of sub-section (3) and (11) of section 143 of the Act, in so far as it relates to the aforesaid subsidiaries, jointly controlled entities and associates, is based solely on the reports of the other auditors.
5. We did not audit the financial statement / financial information of one subsidiary whose financial statements / financial information reflect total assets (net) of Rs.10747.83 Lacs as at 31<sup>st</sup> March, 2018, total revenues of Rs. (0.01) lacs and net cash outflows amounting to Rs.0.27 Lacs for the year ended on that date, as considered in the consolidated financial statements. These financial statement / financial information are unaudited and have been furnished to us by the Management.
6. We did not audit the financial statements of one jointly controlled entity (Joint Venture), whose financial statements reflect total assets (net) of Rs.1818.80 Lacs as at 31<sup>st</sup> December, 2017, total revenue of Rs.2236.90 Lacs and net cash inflows amounting of Rs.654.71 Lacs for the year ended on that date, as considered in the consolidated financial statements. These financial statements / financial information have been audited by the other auditors whose reports have been furnished to us by the Management and our opinion on the Consolidated Results included in the statements, in so far as it relates to the amount and disclosure





included in respect of this Joint Venture, is based solely on the report of the other auditors.

7. Two Associates of the company whose profit/ (loss) is not included in this consolidated financial statement due to unavailability of audited financials of those associates.
8. In our opinion and to the best of our information and according to the explanations given to us, and based on the consideration of the reports of the other auditors referred to in paragraph 3 and 6 above, and on the basis of information available from the Management of unaudited financial statements referred to in paragraph 4 and 5 above, the Consolidated Results included in the Statements:
  - a) Include the results of the following entities:

**List of Subsidiaries:**

SKIL Advanced System Private Limited, SKIL Singapore Pte. Ltd, SKIL Shipyard Holding Private Limited, SKIL Himachal Infrastructure & Tourism Limited, , Gujarat Dwarka Port-west Limited, Metrotech Technology Park Private Limited, , Chiplun FTWZ Private Limited,

**List of Joint Venture:**

Sohar Free Zone LLC


- b) Are presented in accordance with the requirements of Regulation 33 of the SEBI (Listing Obligation and Disclosure Requirements) Regulations, 2015 read with SEBI Circular No. CIR/CFD/FAC/62/2016 dated 5<sup>th</sup> July, 2016.
- c) Give a true and fair view in conformity with the aforesaid Ind AS and other accounting principles generally accepted in India of the consolidated net loss (Financial performance including other comprehensive income) and other financial information of the Group for the year ended 31<sup>st</sup> March, 2018.

For KAILASH CHAND JAIN & CO.,  
Chartered Accountants  
Firm Reg. No: 112318W

*Saurabh*

SAURABH CHOUHAN  
PARTNER  
Membership No. 167453

Place : MUMBAI  
Date : 28.05.2018




**SKIL INFRASTRUCTURE LIMITED**

Regd. Office : SKIL House, 209, Bank Street Cross Lane, Fort, Mumbai - 400 023  
 CIN: L36911MH1983PLC178299, E-mail: contact@skilgroup.co.in, Website: www.skilgroup.co.in  
 STATEMENT OF CONSOLIDATED FINANCIAL RESULTS FOR THE YEAR ENDED MARCH 31, 2018


*Rs in lacs*

Sr. No.	Particulars	Year Ended	
		31-03-18	31-03-17
		Audited	Audited
<b>1</b>	<b>Revenue</b>		
(a)	Revenue from Operations	2,213.00	1,928.15
(b)	Other Income	274.30	3,389.69
	<b>Total Revenue</b>	<b>2,487.30</b>	<b>5,317.84</b>
<b>2</b>	<b>Expenses</b>		
(a)	Loss on Sale of Investment (net)	6,344.30	-
(b)	Employee Benefits Expenses	827.30	894.56
(c)	Finance Costs	22,077.15	21,538.66
(d)	Depreciation and Amortisation Expenses	272.02	295.34
(f)	Other Expenses	783.66	1,809.11
	<b>Total Expenses</b>	<b>30,304.44</b>	<b>24,537.66</b>
<b>3</b>	<b>Profit / (Loss) Before Exceptional Items (1-2)</b>	<b>(27,817.13)</b>	<b>(19,219.82)</b>
<b>4</b>	<b>Exceptional Items (Refer note no 5)</b>	<b>(15,435.60)</b>	<b>333.12</b>
<b>5</b>	<b>Profit / (Loss) before Tax (3-4)</b>	<b>(43,252.74)</b>	<b>(18,886.70)</b>
<b>6</b>	<b>Tax Expenses</b>	<b>9.34</b>	<b>(153.79)</b>
<b>7</b>	<b>Profit/(Loss) for the year/period before share of profit of associate</b>	<b>(43,243.40)</b>	<b>(19,040.49)</b>
<b>8</b>	<b>Share of Net Loss of Associate</b>	<b>-</b>	<b>(12,590.80)</b>
<b>9</b>	<b>Non Controlling Interest</b>	<b>2.00</b>	<b>17.94</b>
<b>10</b>	<b>Profit/(Loss) for the year/period</b>	<b>(43,241.39)</b>	<b>(31,613.36)</b>
<b>11</b>	<b>Other Comprehensive Income</b>		
	<b>Items that will be reclassified to profit or loss</b>		
(i)	Mark to Market gain/(loss) on Non Current Investment	(7,582.55)	(212.23)
(ii)	Income Tax effect		
	<b>Items that will not be reclassified to profit or loss</b>		
(i)	Acturial gains/(losses) on defined benefit plans	1.09	(2.80)
(ii)	Income Tax effect		
	<b>Total Other Comprehensive Income for the year/period</b>	<b>(7,581.46)</b>	<b>(215.03)</b>
<b>12</b>	<b>Total Comprehensive Income for the year/period (9+10)</b>	<b>(50,822.85)</b>	<b>(31,828.39)</b>
<b>13</b>	<b>Paid-up Equity Share Capital (Face Value of Rs. 10 Each)</b>	<b>21,657.12</b>	<b>21,657.12</b>
<b>14</b>	<b>Other Equity (Reserves and Surplus)</b>	<b>2,17,165.44</b>	<b>2,27,616.48</b>
<b>15</b>	<b>Earnings Per Share (EPS) (* Not Annualised)</b>		
(a)	Basic EPS (Rs.)	(23.47)	(14.70)
(b)	Diluted EPS (Rs.)	(23.47)	(14.70)



Rs in Lacs

STATEMENT OF ASSETS AND LIABILITIES		
Particulars	As at 31st March, 2018	As at 31st March, 2017
	Audited	Audited
<b>I ASSETS</b>		
<b>(1) Non Current Assets</b>		
Property, Plant and Equipment	25,447.73	43,653.44
Capital Work in Progress	62,616.21	87,960.06
Intangible Assets	-	3.72
	88,063.94	1,31,617.22
Financial Assets		
Investments	3,39,901.89	4,09,789.94
Other Financial Assets	22,879.95	4,718.89
	3,62,781.83	4,14,508.84
Non- Current Tax Assets (net)	1,780.60	1,779.99
Other Non Current Assets	20,460.88	15,096.04
	22,241.48	16,876.03
<b>(2) Current Assets</b>		
Financial Assets		
Investments	168.44	617.33
Trade Receivable	669.76	689.85
Cash and Cash Equivalents	2,359.92	1,532.19
Other Bank Balances	934.92	1,915.69
	4,133.05	4,755.06
Current Loan	1,17,553.29	1,05,697.83
Other Current Assets	443.37	14.09
	443.37	14.09
<b>Total Assets</b>	<b>5,95,216.97</b>	<b>6,73,469.07</b>
<b>II EQUITY AND LIABILITIES</b>		
<b>Equity</b>		
Equity Share Capital	21,657.12	21,657.12
Other Equity	2,17,165.44	2,27,616.48
Equity attributable to the owners of the Company	2,38,822.57	2,49,273.60
Non Controlling Interest	7,201.37	7,228.80
	<b>2,46,023.94</b>	<b>2,56,502.40</b>
<b>Liabilities</b>		
<b>Non Current Liabilities</b>		
Financial Liabilities		
Borrowings	2,03,759.68	2,43,297.52
Other Financial Liabilities	8,681.10	-
	2,12,440.78	2,43,297.52
Provisions	35.27	23.86
Deferred Tax Liabilities (net)	82.56	97.75
<b>Current Liabilities</b>		
<b>Financial Liabilities</b>		
Borrowings	9,032.64	27,371.38
Trade Payable (Others)	1,825.57	2,139.06
Other Current Financial Liabilities	84,582.68	89,443.10
	95,420.89	1,18,953.54
Other Current Liabilities	41,156.19	54,539.49
Provisions	57.35	54.51
<b>TOTAL EQUITY AND LIABILITIES</b>	<b>5,95,216.97</b>	<b>6,73,469.07</b>



**Notes :**

- 01 The Company is engaged only in single operating segment
- 02 The Company has adopted Indian Accounting Standard (Ind-AS) with effect from April 1, 2017. In line with the Ind-AS, the Company elect to measure its Investment and all financial liabilities and assets at fair value as at April 1, 2016, being the transition date. The impact of the resulted change has been given in the opening reserve and surplus. The comparative figures of the year ended March 31, 2017 has been restated, reclassify and regrouped to make them comparable with those of current year in line with the Ind-AS
- 03 Reconciliation of the financial results with those reported under the previous (GAAP) is as under

		<i>Rs in Lacs</i>
S.No	Particulars	Year ended March 31, 2017
1	Net loss after tax as reported as per previous GAAP	(31,826.43)
2	Recalculation of Finance Cost on Fair Valuation of Financial Liability	2,396.60
3	Recalculation of profit/loss on sale/fair valuation of Investment	5,793.47
4	Redemption premium adjusted in profit and loss	(7,986.00)
4	Reversal of preliminary expenses w/off	9.00
5	<b>Net loss after tax as per Ind AS</b>	<b>(31,613.36)</b>
6	Other Comprehensive Income	(215.03)
7	<b>Total Comprehensive Income as per Ind-AS</b>	<b>(31,828.39)</b>

- 04 Reconciliation of Other equity with those reported under the previous (GAAP) is as under


		<i>Rs in Lacs</i>
S.No	Particulars	As at March 31, 2017
1	Other Equity as reported as per previous GAAP	1,15,783.16
2	Fair Valuation of Investment	1,08,014.71
3	Fair Valuation of Non Current Borrowings	13,804.97
4	Financial Assets recognised at Fair Value	(10,277.38)
5	Financial Liability recognised at Fair Value	291.02
6	<b>Other Equity as per Ind AS</b>	<b>2,27,616.48</b>

- 05 Exceptional Items for the year and quarter ended March 31, 2018 include loss of Rs 46,210.38 Lacs accounted on invocation of equity shares of Reliance Naval and Engineering Limited (RNEL) which were pledged as security for loan obtained by RNEL and Fair Valuation gain of Rs 30,774.78 lacs accounted on non current financial liability at initial recognition. The Company has contested the illegal invocation by the lenders of RNEL and matter is sub-judice.
- 07 After review by the Audit Committee, the Board of Directors of the Company has approved the above results at their meeting held on May 28,

Place :- Mumbai  
Date :- May 28, 2018



Shankar Aggarwal  
Director  
DIN : 62116442



May 28, 2018

To,  
The Manager,  
Listing Department,  
National Stock Exchange of India Ltd.  
Exchange Plaza, Bandra Kurla Complex,  
Bandra (East), Mumbai – 400 051

To,  
The Manager,  
Listing Department,  
BSE Ltd.  
P J Towers, Dalal Street,  
Mumbai -400001, India

NSE Symbol: SKIL

BSE Security Code: 539861

Dear Sir/Madam,

**Sub: Declaration in respect of Unmodified opinion on Audited Financial Statements for the Financial Year ended March 31, 2018**


---

In terms of SEBI Circular CIR/CFD/CMD/56/2016 dated May 27, 2016 we hereby declare and confirm that the Statutory Auditor of the Company, M/s. SKIL Infrastructure Limited, have issued an unmodified audit report on Standalone and Consolidated Financial Results of the Company for the year ended March 31, 2018.

Kindly take this communication on record and inform your members accordingly.

Yours faithfully,

For **SKIL Infrastructure Limited**

  
**Shekhar Gandhi**  
Chief Financial Officer

**SKIL Infrastructure Limited**